

MICROPOWER DIRECT LLC						
MICROPOWER DIRECT LLC Model Number	Andon Part Number Replace "XXX" with Terminal Type	Terminal Type		Pin Ø [in]	Figure Number	Page Number
		Thru-Hole	Surface Mount			
MPV1060S	CSP2400-06-01-XXX-R27-L14	433E	285E	.040	1	3
MR75-110S12RW	CSP2000-08-01-XXX-R27-L14	502EP55	503EP55	.040/.060	34	9
MR505RW	CSP2000-08-01-XXX-R27-L14	502EP55	503EP55	.040/.060	34	9
MPM-40SE	CSP3200-05-01-XXX-R27-L14	436P55	440P55	.060	2	3
MPM-40X	C10-3246-07-01-XXX-R27-L14	433E	285E	.040	22	7
MPM-60PB	CSP3792-06-01-XXX-R27-L14	520P5P7	521P5P7	.062/.080	23	7
MP-30IS	C10-3246-07-01-XXX-R27-L14	433E	285E	.040	22	7
MPM-20EPB	C10-1818-04-02-XXX-R27-L14	433E	285E	.040	30	9
MPB-20S	CSP2440-06-01-XXX-R27-L14	433E	285E	.040	31	9
MPM-25S	CSP2440-06-01-XXX-R27-L14	433E	285E	.040	31	9
H100EI	C10-308-04-01-XXX-R27-L14	01S	93S	.018	35	9
A100UHI	C10-726-06-01-XXX-R27-L14	295V	439V	.030	26	8
ACP100E	C10-314-07-04-XXX-R27-L14	01S	93S	.018	27	8
MG100EI	C10-314-06-02-XXX-R27-L14	01S	93S	.018	24	8
G100E	C10-314-06-01-XXX-R27-L14	01S	93S	.018	25	8
MPV4060S	CSP3200-05-01-XXX-R27-L14	436P55	440P55	.060	2	3
MG200HI	C10-416-06-01-XXX-R27-L14	01S	93S	.018	32	9
MG200EI	C10-314-06-02-XXX-R27-L14	01S	93S	.018	24	8
ASC200EHI	C10-616-06-01-XXX-R27-L14	01S	93S	.018	33	9
MA600MHI	C10-624-07-02-XXX-R27-L14	01S	93S	.018	28	8
MI600 ERW	C10-818-05-02-XXX-R27-L14	433E	285E	.040	20	7
MI600 ERU	C10-818-05-02-XXX-R27-L14	433E	285E	.040	20	7
MR0611S	C10-818-04-01-XXX-R27-L14	433E	285E	.040	21	7
C6000RU	C10-1822-08-01-XXX-R27-L14	433E	285E	.040	16	6
C4000RU	C10-1822-08-01-XXX-R27-L14	433E	285E	.040	16	6
MA1000 RU	C10-1822-08-02-XXX-R27-L14	433E	285E	.040	37	10
MA300MHI	C10-624-09-02-XXX-R27-L14	01S	93S	.018	11	5
MA300RUI	C10-624-09-02-XXX-R27-L14	01S	93S	.018	11	5
MA3000ERW	C10-624-09-02-XXX-R27-L14	01S	93S	.018	11	5
MA300RU	C10-620-08-01-XXX-R27-L14	01S	93S	.018	12	5
MA300RWI	C10-620-08-01-XXX-R27-L14	01S	93S	.018	12	5
MA300RW	C10-620-08-01-XXX-R27-L14	01S	93S	.018	12	5
MA600RUI	C10-620-08-01-XXX-R27-L14	01S	93S	.018	12	5
MA300R	C10-624-10-03-XXX-R27-L14	01S	93S	.018	17	6
MA600RU	C10-624-10-03-XXX-R27-L14	01S	93S	.018	17	6
MA600RWI	C10-624-10-03-XXX-R27-L14	01S	93S	.018	17	6
MA600RW	C10-624-10-03-XXX-R27-L14	01S	93S	.018	17	6
B2000RUI	C10-818-06-01-XXX-R27-L14	433E	285E	.040	16	6
B1000RW	C10-818-05-02-XXX-R27-L14	433E	285E	.040	20	7
MB1000MHI	C10-1818-05-01-XXX-R27-L14	433E	285E	.040	10	5
MB5000RU	C10-1818-06-01-XXX-R27-L14	433E	285E	.040	15	6
MB5000RW	C10-1818-06-01-XXX-R27-L14	433E	285E	.040	15	6
MB4000RU	C10-1818-06-01-XXX-R27-L14	433E	285E	.040	15	6
MB4000RW	C10-1818-06-01-XXX-R27-L14	433E	285E	.040	15	6
MB3000ERW	C10-1818-06-01-XXX-R27-L14	433E	285E	.040	15	6
MR1011S	C10-818-04-01-XXX-R27-L14	433E	285E	.040	21	7
I2000RU	C10-818-06-01-XXX-R27-L14	433E	285E	.040	18	6
MI2500RU	C10-818-06-01-XXX-R27-L14	433E	285E	.040	18	6
MI2500RW	C10-818-06-01-XXX-R27-L14	433E	285E	.040	18	6
1100RU	C10-818-06-01-XXX-R27-L14	433E	285E	.040	18	6
I1500RU	C10-818-06-01-XXX-R27-L14	433E	285E	.040	18	6
MR1511S	C10-818-06-01-XXX-R27-L14	433E	285E	.040	18	6
MR2011S	C10-818-06-01-XXX-R27-L14	433E	285E	.040	18	6
B2000RW	C10-818-06-01-XXX-R27-L14	433E	285E	.040	18	6
MR1511S	C10-818-06-01-XXX-R27-L14	433E	285E	.040	18	6

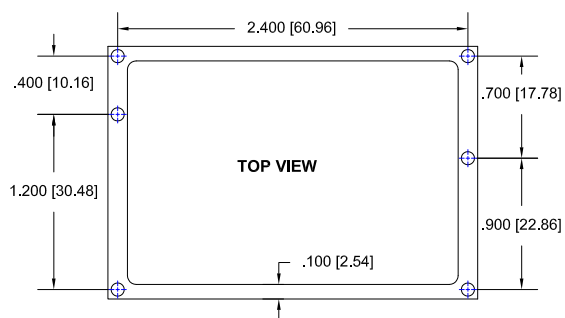
Heat sink socket available to reduce heat and noise. Contact Andon for details.

MICROPOWER DIRECT LLC						
MICROPOWER DIRECT LLC Model Number	Andon Part Number Replace "XXX" with Terminal Type	Terminal Type		Pin Ø [in]	Figure Number	Page Number
		Thru-Hole	Surface Mount			
MB1500ERU	C10-818-06-01-XXX-R27-L14	433E	285E	.040	18	6
MB1500ERW	C10-818-06-01-XXX-R27-L14	433E	285E	.040	18	6
MB1000ERU	C10-818-06-01-XXX-R27-L14	433E	285E	.040	18	6
MBR1000ERW	C10-818-06-01-XXX-R27-L14	433E	285E	.040	18	6
B3000RW	C10-1818-06-01-XXX-R27-L14	433E	285E	.040	15	6
A100ERU	C10-620-10-02-XXX-R15-T14	295V	439V	.030	7	4
B2000RU	C10-818-06-01-XXX-R27-L14	433E	285E	.040	18	6
B2000RW	C10-818-06-01-XXX-R27-L14	433E	285E	.040	18	6
B1500RU	C10-818-06-01-XXX-R27-L14	433E	285E	.040	18	6
B1500RW	C10-818-06-01-XXX-R27-L14	433E	285E	.040	18	6
MF3000TERU	C10-1822-08-01-XXX-R27-L14	433E	285E	.040	16	6
MF3000ERU	C10-1822-08-01-XXX-R27-L14	433E	285E	.040	16	6
F2500RU	C10-1822-08-01-XXX-R27-L14	433E	285E	.040	16	6
F2500RW	C10-1822-08-01-XXX-R27-L14	433E	285E	.040	16	6
F2000ERW	C10-1822-08-01-XXX-R27-L14	433E	285E	.040	16	6
C4000ERW	C10-1822-08-01-XXX-R27-L14	433E	285E	.040	16	6
MC2500RW	C10-818-04-01-XXX-R27-L14	433E	285E	.040	21	7
MPV1560S	C10-818-04-01-XXX-R27-L14	433E	285E	.040	21	7
MC1500RW	C10-818-04-01-XXX-R27-L14	433E	285E	.040	21	7
A1500RU	C10-622-09-03-XXX-R27-L14	01S	93S	.018	8	4
A1500RW	C10-622-09-03-XXX-R27-L14	01S	93S	.018	8	4
A1200RU	C10-622-09-03-XXX-R27-L14	01S	93S	.018	8	4
MA1000RW	C10-620-08-01-XXX-R27-L14	01S	93S	.018	19	6
MA8000RW	C10-620-08-01-XXX-R27-L14	01S	93S	.018	19	6
A200RHI	C10-624-10-01-XXX-R27-L14	01S	93S	.018	5	4
MA400X-P2RU SERIES	C10-620-08-01-XXX-R27-L14	01S	93S	.018	39	10
MA400X-XXRU SERIES	C10-624-10-03-XXX-R27-L14	01S	93S	.018	17	6
MPV0560S	CSP2400-06-01-XXX-R27-L14	433E	285E	.040	1	3
MG200E	C10-314-06-01-XXX-R27-L14	01S	93S	.018	25	8
MA300ERU	C10-620-08-01-XXX-R27-L14	01S	93S	.018	12	5
MA400RWI	C10-620-08-01-XXX-R27-L14	01S	93S	.018	12	5
MA400RW	C10-620-08-01-XXX-R27-L14	01S	93S	.018	12	5
MA400RU	C10-620-08-01-XXX-R27-L14	01S	93S	.018	12	5
MA500RW	C10-620-08-01-XXX-R27-L14	01S	93S	.018	12	5
MA500RUI	C10-620-08-01-XXX-R27-L14	01S	93S	.018	12	5
MA500RWI	C10-620-08-01-XXX-R27-L14	01S	93S	.018	12	5
MA400RUI	C10-620-08-01-XXX-R27-L14	01S	93S	.018	12	5
MA500UI	C10-620-08-01-XXX-R27-L14	01S	93S	.018	12	5
MA500RU	C10-620-08-01-XXX-R27-L14	01S	93S	.018	12	5
MA500WI	C10-620-08-01-XXX-R27-L14	01S	93S	.018	12	5
MA100RW	C10-620-08-01-XXX-R27-L14	01S	93S	.018	12	5
MA100RU	C10-620-08-01-XXX-R27-L14	01S	93S	.018	12	5
MA100RI	C10-620-08-01-XXX-R27-L14	01S	93S	.018	12	5
MA524S-05RWI-P2	C10-624-10-03-XXX-R27-L14	01S	93S	.018	17	6
LMD12-XX	C10-308-05-01-XXX-R27-L14	01S	93S	.018	44	11
LDB24-XXX	C10-1818-06-03-XXX-R27-L14	433E	285E	.040	40	10
LD24-14	C10-416-09-01-XXX-R27-L14	01S	93S	.018	6	4
LD24-16	C10-416-09-01-XXX-R27-L14	01S	93S	.018	6	4
LDM24-14	C10-416-09-01-XXX-R27-L14	01S	93S	.018	6	4
LD24-16	C10-416-09-01-XXX-R27-L14	01S	93S	.018	6	4
LD24-14W	CSP200-05-02-XXX-R27-L14	01S	93S	.018	42	11
LDM-14W	CSP200-05-02-XXX-R27-L14	01S	93S	.018	42	11
LD24-16W	CSP200-05-02-XXX-R27-L16	01S	93S	.018	42	11
LDM24-16W	CSP200-05-02-XXX-R27-L16	01S	93S	.018	42	11

Heat sink socket available to reduce heat and noise. Contact Andon for details.

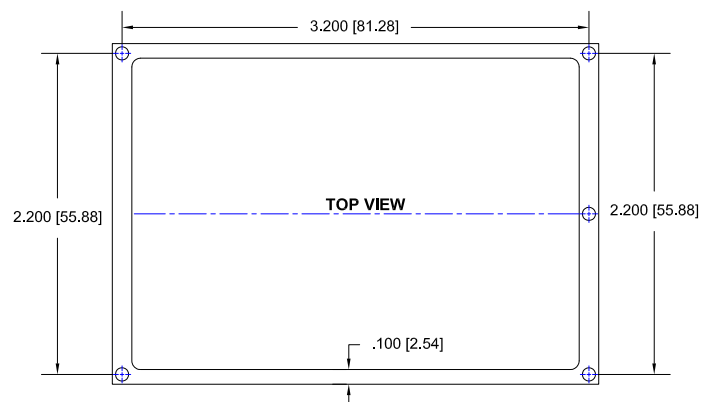
..... Model Number	Andon Part Number Replace "XXX" with Terminal Type	Terminal Type		Pin Ø [in]	Figure Number	Page Number
		Thru-Hole	Surface Mount			
LD24E-XX-XXX SERIES	C10-708-05-01-XXX-R27-L14	433E	285E	.040	41	10
LD48-XXW	C10-622-09-01-XXX-R27-L14	01S	93S	.018	38	10
LD48-XX	C10-622-09-01-XXX-R27-L14	01S	93S	.018	38	10
LDM24-XX	CSP200-05-03-XXX-R27-L14	01S	93S	.018	43	11
IGBT DRIVER	C10-620-08-01-XXX-R27-L14	01S	93S	.018	39	10
MB1000MHI	C10-1818-05-01-XXX-R27-L14	433E	285E	.040	10	5
MA300 MHI	C10-624-09-02-XXX-R27-L14	01S	93S	.018	11	5
MA600MHI	C10-624-07-02-XXX-R27-L14	01S	93S	.018	28	8
MG200MHI	C10-416-06-01-XXX-R27-L14	01S	93S	.018	32	9
MDCFM-10U	C10-1818-05-02-XXX-R27-L14	433E	285E	.040	9	5
MDCFM-18W	C10-1818-05-02-XXX-R27-L14	433E	285E	.040	9	5
MDCFM-40U-10	C10-1818-05-02-XXX-R27-L14	433E	285E	.040	9	5
MDCFM-18U	C10-1818-05-02-XXX-R27-L14	433E	285E	.040	9	5
MDCFM-40U	C10-1818-05-02-XXX-R27-L14	433E	285E	.040	9	5
MDCFM-36W	C10-1818-05-02-XXX-R27-L14	433E	285E	.040	9	5
MDCFM-02AW	C10-1114-04-02-XXX-R27-L14	01S	93S	.018	45	11
MDCFM-01A	C10-1114-04-02-XXX-R27-L14	01S	93S	.018	45	11
MDCFM-02A	C10-1114-04-02-XXX-R27-L14	01S	93S	.018	45	11
MPM-03MM	C10-818-05-03-XXX-R27-L14	01S	93S	.018	29	8
MPM-07PB	C10-1818-04-02-XXX-R27-L14	433E	285E	.040	30	9
MPM-10PB	C10-1818-04-02-XXX-R27-L14	433E	285E	.040	30	9
MPM-10IS	C10-21324-05-01-XXX-R27-L14	433E	285E	.040	36	10
MPM-10X	CSP1850-08-01-XXX-R27-L14	433E	285E	.040	13	5
MPM-05S	C20-1618-05-02-XXX-R27-L14	433E	285E	.040	14	5
MPM-04V	C10-816-06-01-XXX-R27-L14	01S	93S	.018	3	4
MPM-04E	C10-816-07-01-XXX-R27-L14	01S	93S	.018	4	4
MCP-02	C10-816-07-01-XXX-R27-L14	01S	93S	.018	4	4
MPM-10EPB	C10-1818-04-02-XXX-R27-L14	433E	285E	.040	30	9
MPM-02V	C10-1114-04-02-XXX-R27-L14	01S	93S	.018	45	11

Heat sink socket available to reduce heat and noise. Contact Andon for details.



**FIG.1**

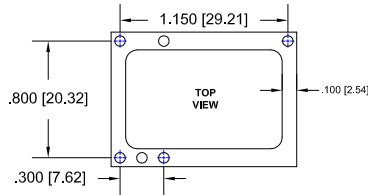
Thru-Hole: CSP2400-06-01-433E-R27-L14  
Surface Mount: CSP2400-06-01-285E-R27-L14



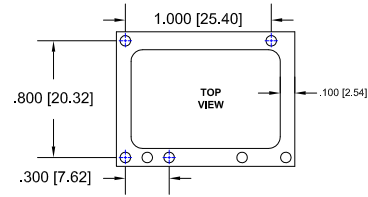
**FIG.2**

Thru-Hole: CSP3200-05-01-436P55-R27-L14  
Surface Mount: CSP3200-05-01-440P55-R27-L14

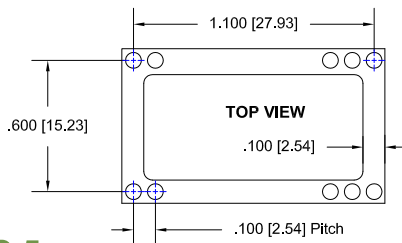
**MICROPOWER DIRECT LLC *Continued***  
**Socket Terminal Details**  
*Cross Section View Shown Units: in [mm]*



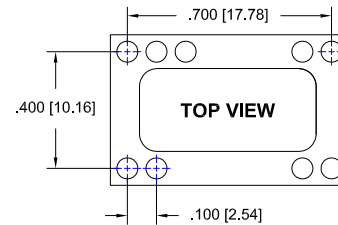
**FIG.3**  
Thru-Hole: C10-816-06-01-01S-R27-L14  
Surface Mount: C10-816-06-01-93S-R27-L14



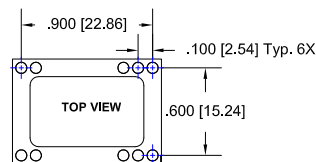
**FIG.4**  
Thru-Hole: C10-816-07-01-01S-R27-L14  
Surface Mount: C10-816-07-01-93S-R27-L14



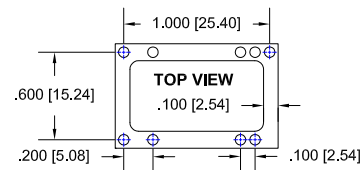
**FIG.5**  
Thru-Hole: C10-624-10-01-01S-R27-L14  
Surface Mount: C10-624-10-01-93S-R27-L14



**FIG.6**  
Thru-Hole: C10-416-09-01-01S-R27-L14  
Surface Mount: C10-416-09-01-93S-R27-L14



**FIG.7**  
Thru-Hole: C10-620-10-02-295V-R15-T14  
Surface Mount: C10-620-10-02-439V-R15-T14

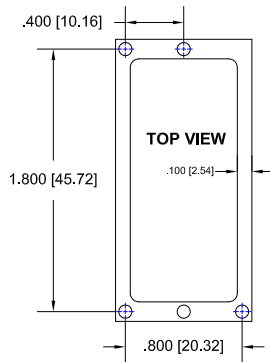


**FIG.8**  
Thru-Hole: C10-622-09-03-01S-R27-L14  
Surface Mount: C10-622-09-03-93S-R27-L14

**MICROPOWER DIRECT LLC** *Continued*

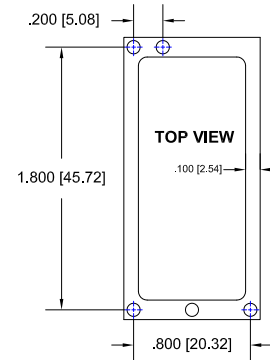
**Socket Terminal Details**

*Cross Section View Shown Units: in [mm]*



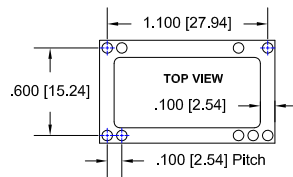
**FIG.9**

**Thru-Hole:** C10-1818-05-02-433E-R27-L14  
**Surface Mount:** C10-1818-05-02-285E-R27-L14



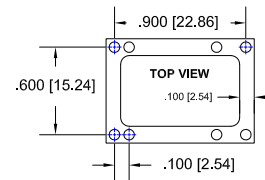
**FIG.10**

**Thru-Hole:** C10-1818-05-01-433E-R27-L14  
**Surface Mount:** C10-1818-05-01-285E-R27-L14



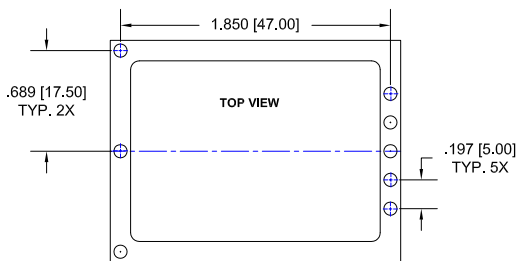
**FIG.11**

**Thru-Hole:** C10-624-09-02-01S-R27-L14  
**Surface Mount:** C10-624-09-02-93S-R27-L14



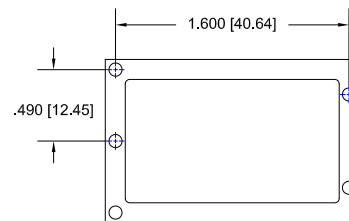
**FIG.12**

**Thru-Hole:** C10-620-08-01-01S-R27-L14  
**Surface Mount:** C10-620-08-01-93S-R27-L14



**FIG.13**

**Thru-Hole:** CSP1850-08-01-433E-R27-L14  
**Surface Mount:** CSP1850-08-01-285E-R27-L14



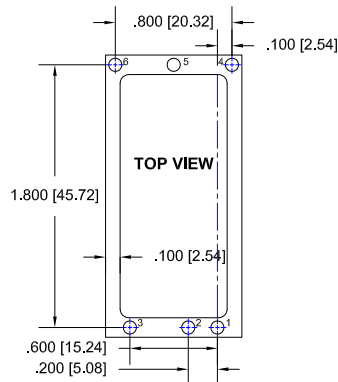
**FIG.14**

**Thru-Hole:** C20-1618-05-02-433E-R27-L14  
**Surface Mount:** C20-1618-05-02-285E-R27-L14

**MICROPOWER DIRECT LLC *Continued***

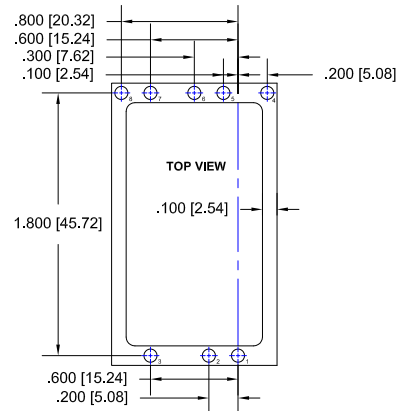
**Socket Terminal Details**

*Cross Section View Shown Units: in [mm]*



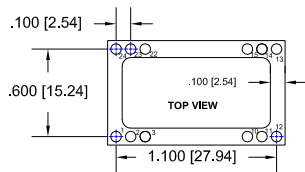
**FIG.15**

**Thru-Hole:** C10-1818-06-01-433E-R27-L14  
**Surface Mount:** C10-1818-06-01-285E-R27-L14



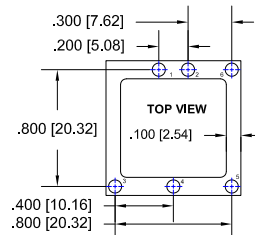
**FIG.16**

**Thru-Hole:** C10-1822-08-01-433E-R27-L14  
**Surface Mount:** C10-1822-08-01-285E-R27-L14



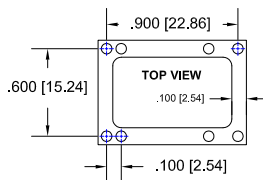
**FIG.17**

**Thru-Hole:** C10-624-10-03-01S-R27-L14  
**Surface Mount:** C10-624-10-03-93S-R27-L14



**FIG.18**

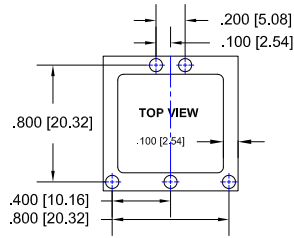
**Thru-Hole:** C10-818-06-01-433E-R27-L14  
**Surface Mount:** C10-818-06-01-285E-R27-L14



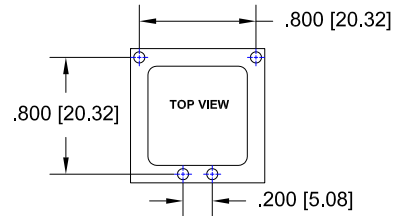
**FIG.19**

**Thru-Hole:** C10-620-08-01-01S-R27-L14  
**Surface Mount:** C10-620-08-01-93S-R27-L14

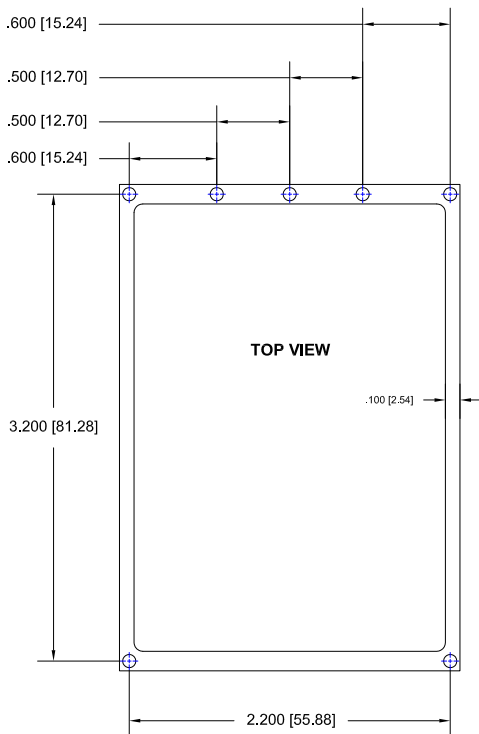
**MICROPOWER DIRECT LLC *Continued***  
**Socket Terminal Details**  
*Cross Section View Shown Units: in [mm]*



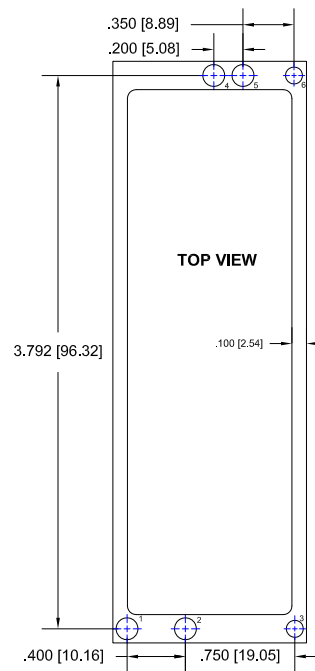
**FIG.20**  
Thru-Hole: C10-818-05-02-433E-R27-L14  
Surface Mount: C10-818-05-02-285E-R27-L14



**FIG.21**  
Thru-Hole: C10-818-04-01-433E-R27-L14  
Surface Mount: C10-818-04-01-285E-R27-L14



**FIG.22**  
Thru-Hole: C10-3246-07-01-433E-R27-L14  
Surface Mount: C10-3246-07-01-285E-R27-L14

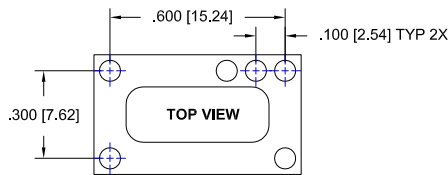


**FIG.23**  
Thru-Hole: CSP3792-06-01-520P5P7-R27-L14  
Surface Mount: CSP3792-06-01-521P5P7-R27-L14

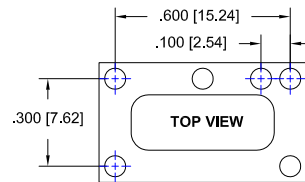
Pins 3 and 6 are  $\varnothing.060$  [ $\varnothing1.52$ ]  
Pins 1-2 and 4-5 are  $\varnothing.080$  [ $\varnothing2.03$ ]



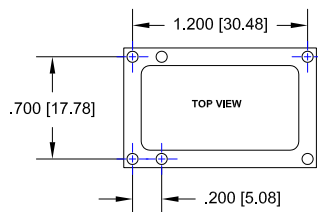
**MICROPOWER DIRECT LLC *Continued***  
**Socket Terminal Details**  
*Cross Section View Shown Units: in [mm]*



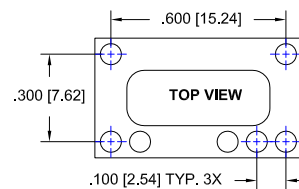
**FIG.24**  
Thru-Hole: C10-314-06-02-01S-R27-L14  
Surface Mount: C10-314-06-02-93S-R27-L14



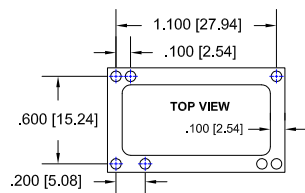
**FIG.25**  
Thru-Hole: C10-314-06-01-01S-R27-L14  
Surface Mount: C10-314-06-01-93S-R27-L14



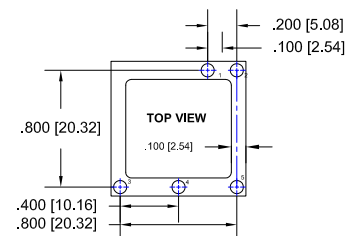
**FIG.26**  
Thru-Hole: C10-726-06-01-295V-R27-L14  
Surface Mount: C10-726-06-01-439V-R27-L14



**FIG.27**  
Thru-Hole: C10-314-07-04-01S-R27-L14  
Surface Mount: C10-314-07-04-93S-R27-L14



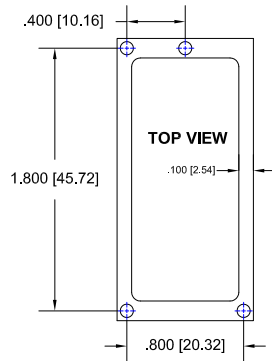
**FIG.28**  
Thru-Hole: C10-624-07-02-01S-R27-L14  
Surface Mount: C10-624-07-02-93S-R27-L14



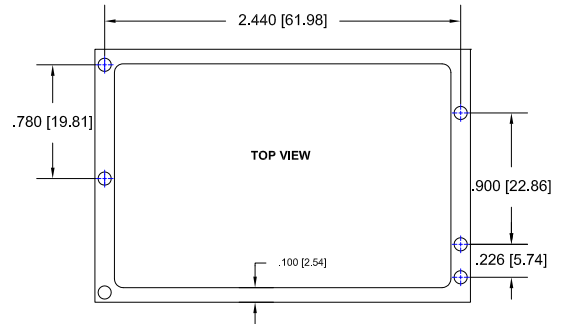
**FIG.29**  
Thru-Hole: C10-818-05-03-01S-R27-L14  
Surface Mount: C10-818-05-03-93S-R27-L14



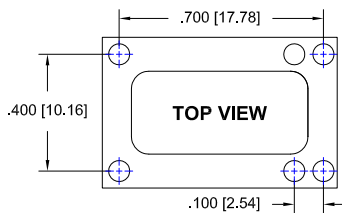
**MICROPOWER DIRECT LLC *Continued***  
**Socket Terminal Details**  
*Cross Section View Shown Units: in [mm]*



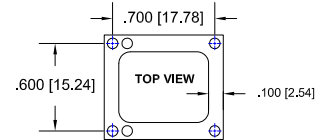
**FIG.30**  
Thru-Hole: C10-1818-04-02-433E-R27-L14  
Surface Mount: C10-1818-04-02-285E-R27-L14



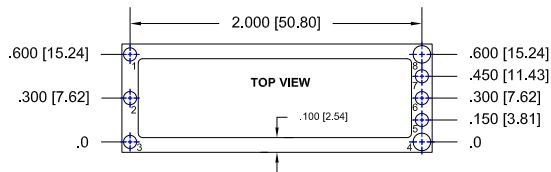
**FIG.31**  
Thru-Hole: CSP2440-06-01-433E-R27-L14  
Surface Mount: CSP2440-06-01-285E-R27-L14



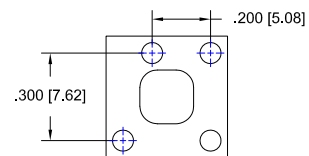
**FIG.32**  
Thru-Hole: C10-416-06-01-01S-R27-L14  
Surface Mount: C10-416-06-01-93S-R27-L14



**FIG.33**  
Thru-Hole: C10-616-06-01-01S-R27-L14  
Surface Mount: C10-616-06-01-93S-R27-L14



**FIG.34**  
Pins 1-3, 5-7 are Ø.040 [Ø1.02]  
Pins 4 and 8 are Ø.062 [Ø1.57]  
Thru-Hole: CSP2000-08-01-502EP55-R27-L14  
Surface Mount: CSP2000-08-01-503EP55-R27-L14

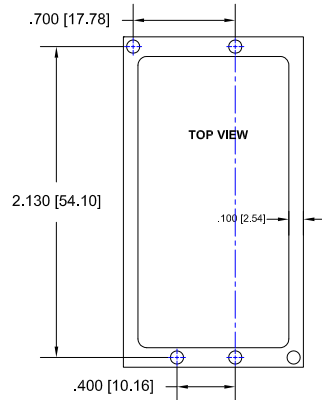


**FIG.35**  
Thru-Hole: C10-308-04-01-01S-R27-L14  
Surface Mount: C10-308-04-01-93S-R27-L14

**MICROPOWER DIRECT LLC *Continued***

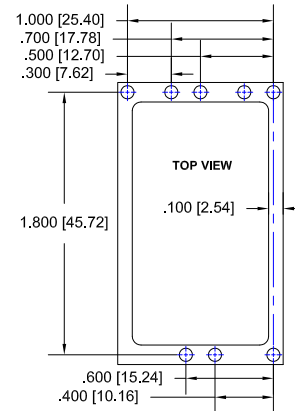
**Socket Terminal Details**

*Cross Section View Shown Units: in [mm]*



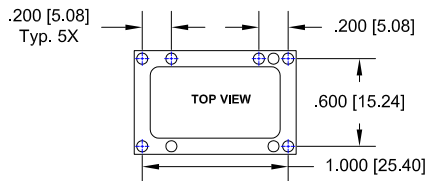
**FIG.36**

**Thru-Hole:** C10-21324-05-01-433E-R27-L14  
**Surface Mount:** C10-21324-05-01-285E-R27-L14



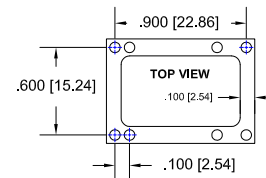
**FIG.37**

**Thru-Hole:** C10-1822-08-02-433E-R27-L14  
**Surface Mount:** C10-1822-08-02-285E-R27-L14



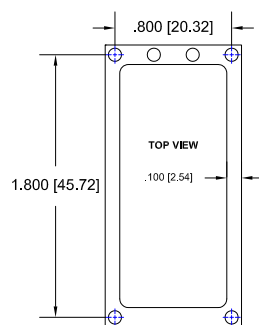
**FIG.38**

**Thru-Hole:** C10-622-09-01-01S-R27-L14  
**Surface Mount:** C10-622-09-01-93S-R27-L14



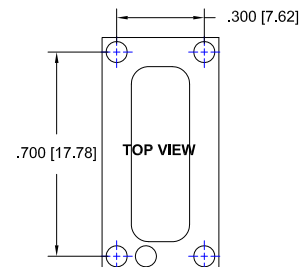
**FIG.39**

**Thru-Hole:** C10-620-08-01-01S-R27-L14  
**Surface Mount:** C10-620-08-01-93S-R27-L14



**FIG.40**

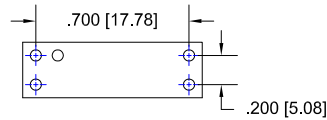
**Thru-Hole:** C10-1818-06-03-433E-R27-L14  
**Surface Mount:** C10-1818-06-03-285E-R27-L14



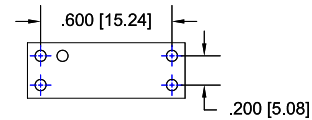
**FIG.41**

**Thru-Hole:** C10-708-05-01-433E-R27-L14  
**Surface Mount:** C10-708-05-01-285E-R27-L14

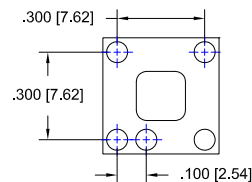
**MICROPOWER DIRECT LLC *Continued***  
**Socket Terminal Details**  
*Cross Section View Shown Units: in [mm]*



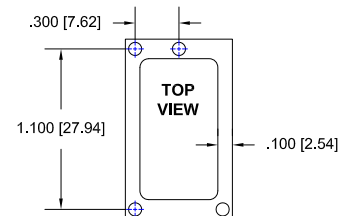
**FIG.42**  
Thru-Hole: CSP200-05-02-01S-R27-L14  
Surface Mount: CSP200-05-02-93S-R27-L14



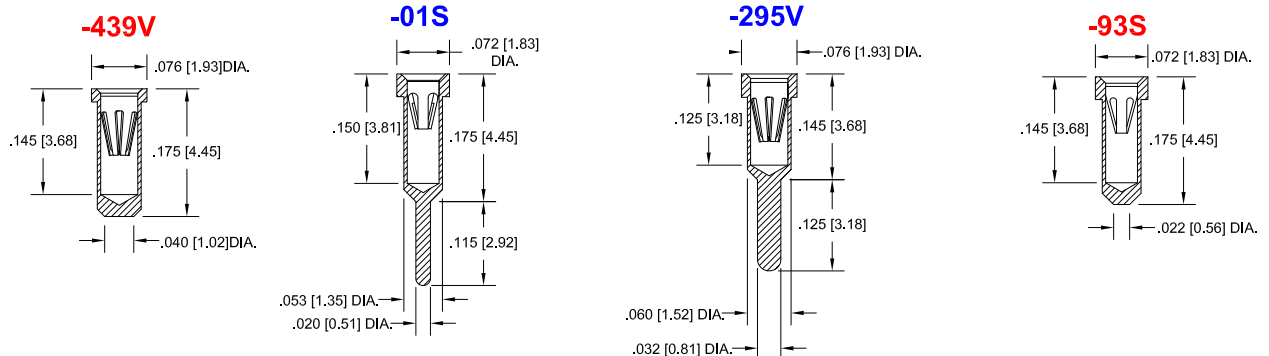
**FIG.43**  
Thru-Hole: CSP200-05-03-01S-R27-L14  
Surface Mount: CSP200-05-03-93S-R27-L14



**FIG.44**  
Thru-Hole: C10-308-05-01-01S-R27-L14  
Surface Mount: C10-308-05-01-93S-R27-L14



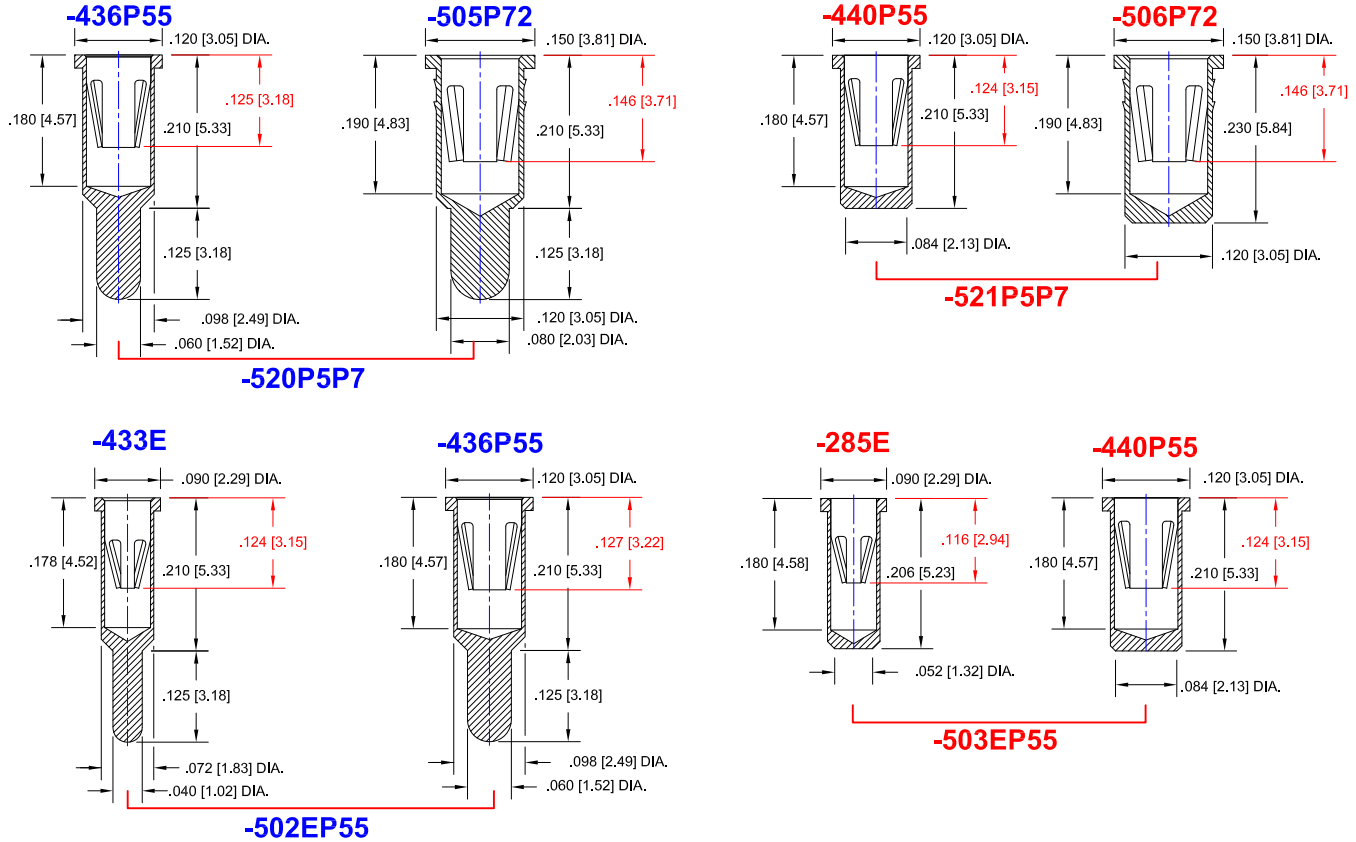
**FIG.45**  
Thru-Hole: C10-1114-04-02-01S-R27-L14  
Surface Mount: C10-1114-04-02-93S-R27-L14



## MICROPOWER DIRECT LLC *Continued*

### Socket Terminal Details

Cross Section View Shown Units: in [mm]



## Technical Information

### Material:

Insulator: Hi-Temp UL 94V-O  
Terminal: Brass, per ASTM-B16  
Contact: BeCu, Per ASTM-B194

### Plating: RoHS COMPLIANT

R15 TERMINAL: GOLD / CONTACT: GOLD

R17 TERMINAL: TIN / CONTACT: GOLD

OTHER PLATINGS AVAILABLE

### Terminal Acceptance and Forces

Thru Hole Terminals				Surface Mount Terminals			
Thru Hole Terminal	Accepts Pin Diameter	Insertion Force	Withdrawal Force	Surface Mount Terminal	Accepts Pin Diameter	Insertion Force	Withdrawal Force
-295V	Ø.040 [Ø1.02]	36.0 oz Avg.	3.9 oz Min	-439V	Ø.040 [Ø1.52]	36.0 oz Avg.	3.9 oz Min
-01S	Ø.018 [Ø0.46]	9.0 oz Avg.	2.0 oz Min	-93S	Ø.018 [Ø0.46]	9.0 oz Avg.	2.0 oz Min
-	-	-	-	-440P55	Ø0.060 [Ø1.52]	9.0 oz Avg.	2.1 oz Min
-	-	-	-	-506P72	Ø0.080 [Ø2.03]	48 oz Avg.	8.0 oz Min
-01S	Ø.018 [Ø0.46]	9.0 oz Avg.	2.0 oz Min	-93S	Ø.018 [Ø0.46]	9.0 oz Avg.	2.0 oz Min
-436P55	Ø.060 [Ø1.52]	15.5 oz Avg.	2.1 oz Min	-440P55	Ø.060 [Ø1.52]	15.5 oz Avg.	2.1 oz Min
-433E	Ø.040 [Ø1.02]	36.0 oz Avg.	3.9 oz Min	-285E	Ø.040 [Ø1.02]	36.0 oz Avg.	3.9 oz Min

