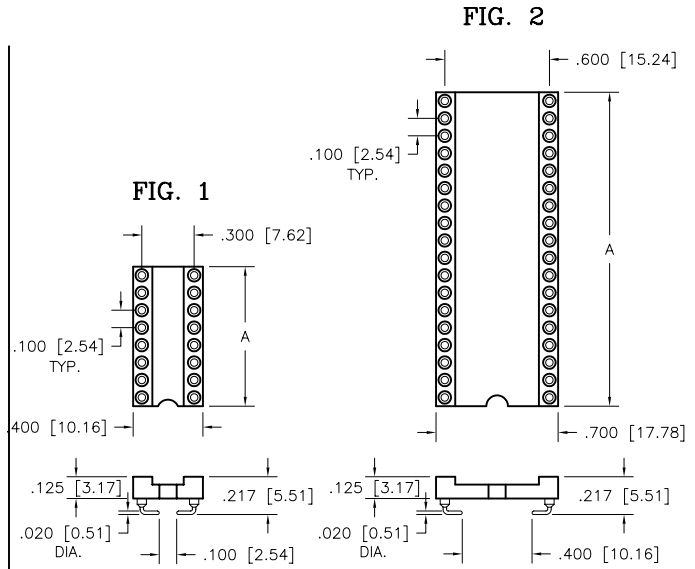
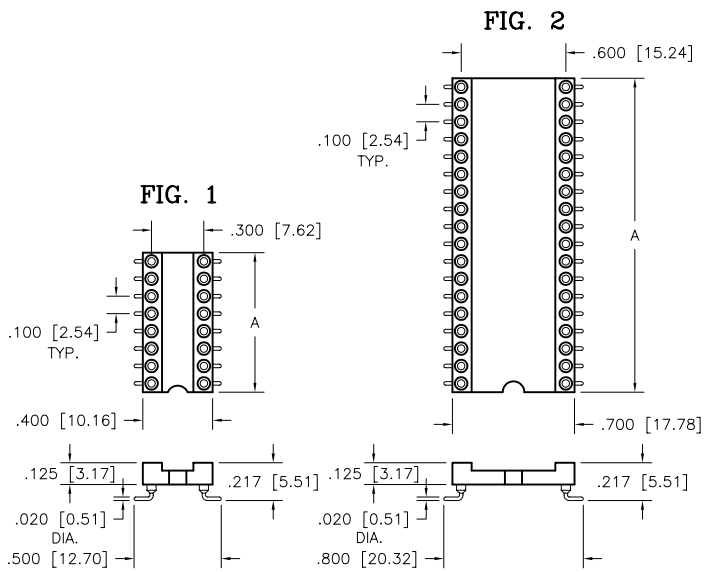
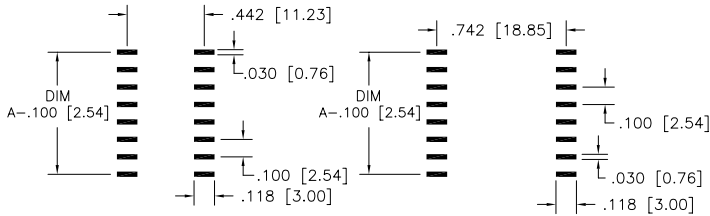


SERIES 217

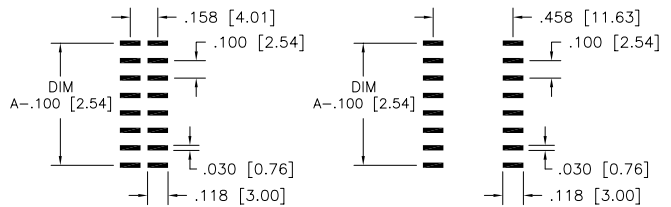
SERIES 220



P.C.B. FOOTPRINT



P.C.B. FOOTPRINT



WAFER CHART			
	PIN	DIM "A"	
FIG. 1	6	.300 [7.62]	306
	8	.400 [10.16]	308
	10	.500 [12.70]	310
	14	.700 [17.78]	314
	16	.800 [20.32]	316
	18	.900 [22.86]	318
	20	1.000 [25.40]	320
	24	1.200 [30.48]	324
FIG. 2	24	1.200 [30.48]	624
	28	1.400 [35.56]	628
	30	1.500 [38.10]	630
	32	1.600 [40.64]	632
	36	1.800 [45.72]	636
	40	2.000 [50.80]	640

TECHNICAL SPECIFICATIONS

**MATERIAL INSULATOR** HIGH TEMP. GREY NYLON 46  
UL 94V-0

**TERMINAL CONTACT** BRASS PER ASTM-B16  
BeCu PER ASTM-B194

**OPERATING TEMP.** -65°C TO 150°C

**CONTACT FORCES**

**INSERTION** STANDARD 9 oz. AVG.  
**WITHDRAWAL** STANDARD 2 oz. MIN.

ORDERING INFORMATION

2XX-XXX-232S-PXX-Y10

**SERIES**  
217: GULL WING  
220: "J" LEAD

**DIP - SPACING**  
**NO. OF PINS**

**PLATING: TERMINAL / CONTACT**  
P30: GOLD / GOLD  
P31: TIN-LEAD / GOLD  
P32: TIN-LEAD / TIN  
OTHER PLATINGS AVAILABLE  
SEE OPTIONAL PLATINGS

**TERMINAL ASSEMBLY**